

# Buff




The Buff chair features a stainless-steel frame with a satin finish and welded joints for enhanced stability and longevity.

Buff is perfect for a wide variety of uses and the chosen textile will instantly transform the look of the chair to complement its surroundings.



## Range Information

- Exposed frame: 16 gauge, ½" x 1 ½" flat tubular stainless steel, Super Satin (SS) finish, black plastic glides.
- Upholstery frame: solid hardwood
- Seat/Back: upholstered, polyurethane
- Arm Caps:
  - NC: No arm cap. Standard
  - WC: Solid hardwood, Finish must be specified; adds 1/2" to arm height. See Wood Finishes. Upcharge
  - UC: Black, urethane, steel reinforced; adds 1/2" to arm height. Upcharge
- Clean out between seat and back

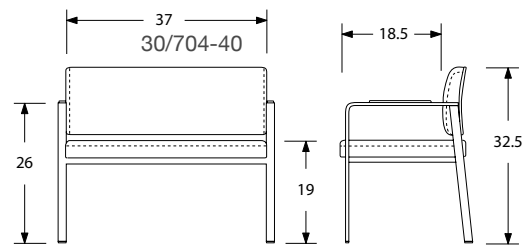
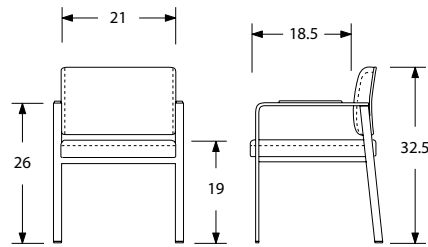
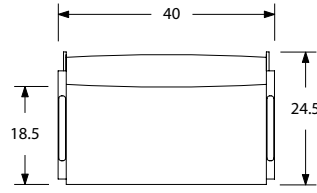
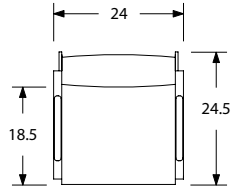
BUFF	Code:	Description	COM /1	2	3	4	5	6	7	8	9	10	COL	L1	L2	L3	(ly)	(ft²)	(lb)
	<b>30/703 NC</b>	Arm Chair	1852	1890	1936	1966	2020	2058	2126	2202	2300	2390	1910	2330	2586	3368	1.50	27	-
	<b>30/704-40 NC</b>	Bariatric Arm Chair	2118	2176	2244	2290	2370	2428	2530	2644	2792	2928	2198	2834	3224	4412	2.25	41	-
	<b>30/705 NC</b>	High Back Patient Chair	2110	2154	2208	2244	2306	2350	2430	2518	2632	2738	2176	2672	2976	3904	1.75	32	-
	<b>30/706-40 NC</b>	High Back Bariatric Chair	2236	2306	2390	2446	2544	2614	2738	2876	3056	3222	2330	3106	3580	5030	2.75	50	-
	<b>30/708 NC</b>	Hip Chair	2080	2118	2164	2194	2248	2286	2354	2430	2528	2618	2140	2560	2816	3598	1.50	27	-

**OPTIONS**

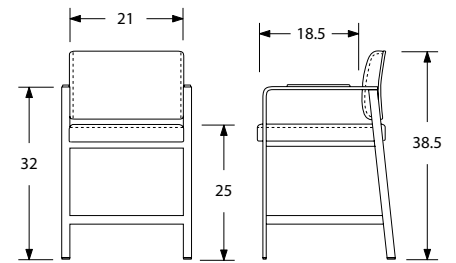
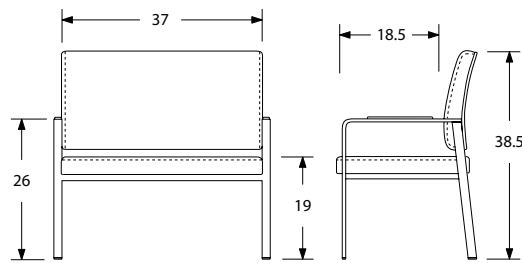
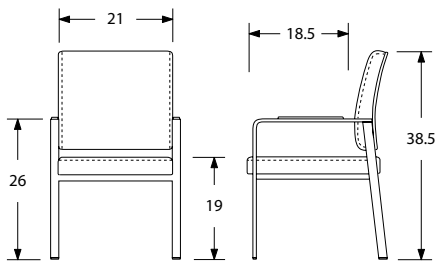
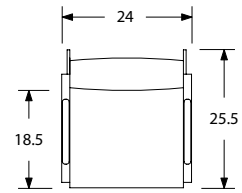
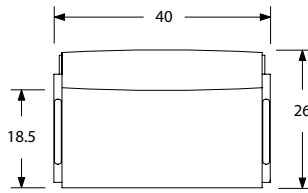
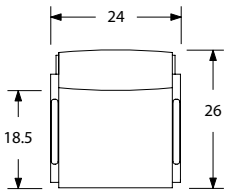
- Multi-fabric application
- Custom matched wood finish.
- See Wood Finishes section.

**TO ORDER**

- 1 Specify Item Number
- 2 Specify Arm Cap Selection  
NC ..... STANDARD  
WC ..... \$ 62.00 LIST  
UC ..... \$ 84.00 LIST
- 3 Specify Finish Number, If Applicable
- 4 Specify Upholstery Name,  
Color Number And Name
- 5 Specify Options



30/703



30/705

30/706-40

30/708

