

LOGAN

SPECIFY ON ORDER

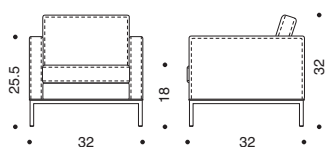
- **ITEM NUMBER**
- **UPHOLSTERY NAME, COLOR NAME & NUMBER**
See important Covering Material and COM information on page 7.
See upholstery selections beginning on page 8.
- **OPTIONS**
Multi-fabric applications available.
Contact factory.

SPECIFICATIONS

Upholstery Frame: reinforced hardwood and plywood.
Seat: loose cushion of high density polyurethane.
Deck: high density polyurethane over resilient webbing.
Back: loose cushion of high density polyurethane.
Inside Back: high density polyurethane over resilient sheet webbing.
Arms: polyurethane over polypropylene sheet webbing.
Base: 1" x 1" square, 16 gauge tubular stainless steel base, Mirror Polish finish, with black plastic glides.
 Super Satin finish optional with no up charge. Must be specified.
Prefix MP: Indicates Mirror Polish finish on base

21/340

OUTSIDE DIMENSIONS



LIST PRICES FOR TEXTILE GRADES

INSIDE DIMENSIONS

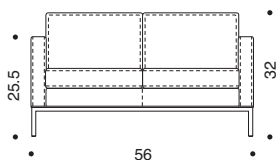
SEAT W-24" D-21"
 BACK W-24" H-15"

LOGAN
 ARM CHAIR

Yardage requirements are based on 54" wide, plain fabric.

ITEM NUMBER	COM	COL	1	2	3	4	5	6	7	8	9	10	11	12	13	14	15	16	17	18	19	20	L1	L2	L3	YDS	SQ FT	WT
MP 21/340	1475	1623	1694	1756	1794	1831	1869	1906	1944	1981	2019	2056	2094	2131	2169	2206	2244	2288	2350	2413	2475	2538	2613	3018	3423	5	90	85

21/341-56



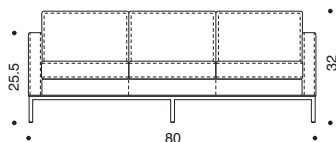
INSIDE DIMENSIONS

SEAT W-48" D-21"
 BACK W-48" H-15"

LOGAN
 SETTEE

ITEM NUMBER	COM	COL	1	2	3	4	5	6	7	8	9	10	11	12	13	14	15	16	17	18	19	20	L1	L2	L3	YDS	SQ FT	WT
MP 21/341-56	2150	2365	2478	2572	2628	2684	2741	2797	2853	2909	2966	3022	3078	3134	3191	3247	3303	3369	3463	3556	3650	3744	3850	4458	5065	7.5	135	130

21/341-80



INSIDE DIMENSIONS

SEAT W-72" D-21"
 BACK W-72" H-15"

LOGAN
 SOFA

ITEM NUMBER	COM	COL	1	2	3	4	5	6	7	8	9	10	11	12	13	14	15	16	17	18	19	20	L1	L2	L3	YDS	SQ FT	WT
MP 21/341-80	2960	3256	3387	3508	3582	3655	3728	3801	3874	3947	4020	4093	4167	4240	4313	4386	4459	4544	4666	4788	4910	5032	5192	5984	6776	9.75	176	165