

GREG

**SPECIFY ON ORDER**

- **ITEM NUMBER**
- **BASE FINISH NUMBER**  
Refer to Base Selections this page.  
See page 6 for standard finishes.
- **UPHOLSTERY NAME, COLOR NAME & NUMBER**  
See important Covering Material and COM information on page 7.  
See Upholstery Selections on page 8.
- **OPTIONS**  
Multi-fabric applications are available.  
Custom matched wood finishes are available with a 10% up charge of the COM price.  
Contact factory.

**SPECIFICATIONS**

**Upholstery Frame:** molded plywood.  
**Seat:** high density polydacron.  
**Back:** high density polydacron.  
**Arms:**  
**Urethane arm:** (10/) molded, semi-rigid, black urethane, steel reinforced.  
**Aluminum arm:** (AL/) cast, polished aluminum with molded, semi-rigid, black urethane arm pad insert.  
**Casters:** black 2 3/16" diameter dual wheel casters, standard.  
**Controls:** #6 Center pivot control  
#7 Forward Fulcrum "knee-tilt" control

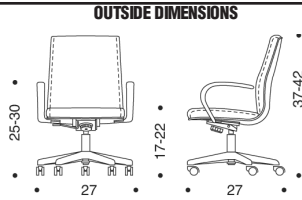
**BASE SELECTIONS**

**BP** • fiberglass reinforced nylon, black finish.  
**BN** • cast aluminum, black finish.  
**MN** • cast aluminum, mirror finish.  
**HP** • fiberglass reinforced nylon, black finish.  
**HM** • cast aluminum, mirror finish.  
**EM** • shaped hardwood, aluminum reinforced.  
Standard finishes offered:  
#2,3,4,5,7,16,18,19,20,22,31. Must be specified.  
Seat height may vary +/- 1" from printed dimensions depending on base selection.  
Gas lift standard on all executive chairs.

10/855

GREG

TILT SWIVEL ON CASTERS  
URETHANE ARM



LIST PRICES FOR TEXTILE GRADES

**INSIDE DIMENSIONS**  
SEAT W-21" D-18"  
BACK W-21" H-22"

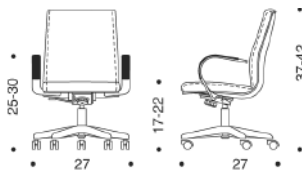
Yardage requirements are based on 54" wide, plain fabric.

ITEM NUMBER	COM	COL	1	2	3	4	5	6	7	8	9	10	11	12	13	14	15	16	17	18	19	20	L1	L2	L3	YDS	SQ FT	WT
BP6 10/855	709	780	786	807	821	834	847	860	873	886	899	912	926	939	952	965	978	993	1015	1037	1059	1081	1132	1276	1420	1.75	32	50
HP6 10/855	709	780	786	807	821	834	847	860	873	886	899	912	926	939	952	965	978	993	1015	1037	1059	1081	1132	1276	1420	1.75	32	50
BN6 10/855	782	860	859	880	894	907	920	933	946	959	972	985	999	1012	1025	1038	1051	1066	1088	1110	1132	1154	1212	1356	1500	1.75	32	50
HM6 10/855	782	860	859	880	894	907	920	933	946	959	972	985	999	1012	1025	1038	1051	1066	1088	1110	1132	1154	1212	1356	1500	1.75	32	55
MN6 10/855	782	860	859	880	894	907	920	933	946	959	972	985	999	1012	1025	1038	1051	1066	1088	1110	1132	1154	1212	1356	1500	1.75	32	50
EM6 10/855	919	1011	996	1017	1031	1044	1057	1070	1083	1096	1109	1122	1136	1149	1162	1175	1188	1203	1225	1247	1269	1291	1363	1507	1651	1.75	32	55

AL/855

GREG

TILT SWIVEL ON CASTERS  
ALUMINUM ARM



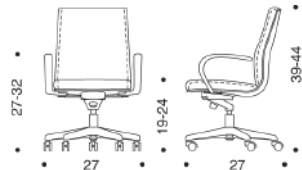
**INSIDE DIMENSIONS**  
SEAT W-21" D-18"  
BACK W-21" H-22"

ITEM NUMBER	COM	COL	1	2	3	4	5	6	7	8	9	10	11	12	13	14	15	16	17	18	19	20	L1	L2	L3	YDS	SQ FT	WT
BP6 AL/855	851	936	928	949	963	976	989	1002	1015	1028	1041	1054	1068	1081	1094	1107	1120	1135	1157	1179	1201	1223	1288	1432	1576	1.75	32	55
HP6 AL/855	851	936	928	949	963	976	989	1002	1015	1028	1041	1054	1068	1081	1094	1107	1120	1135	1157	1179	1201	1223	1288	1432	1576	1.75	32	55
BN6 AL/855	924	1016	1001	1022	1036	1049	1062	1075	1088	1101	1114	1127	1141	1154	1167	1180	1193	1208	1230	1252	1274	1296	1368	1512	1656	1.75	32	55
HM6 AL/855	924	1016	1001	1022	1036	1049	1062	1075	1088	1101	1114	1127	1141	1154	1167	1180	1193	1208	1230	1252	1274	1296	1368	1512	1656	1.75	32	55
MN6 AL/855	924	1016	1001	1022	1036	1049	1062	1075	1088	1101	1114	1127	1141	1154	1167	1180	1193	1208	1230	1252	1274	1296	1368	1512	1656	1.75	32	55
EM6 AL/855	1061	1167	1138	1159	1173	1186	1199	1212	1225	1238	1251	1264	1278	1291	1304	1317	1330	1345	1367	1389	1411	1433	1519	1663	1807	1.75	32	55

10/856

GREG

TILT SWIVEL ON CASTERS  
FORWARD FULCRUM  
'KNEE TILT' CONTROL  
URETHANE ARM



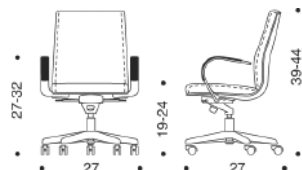
**INSIDE DIMENSIONS**  
SEAT W-21" D-18"  
BACK W-21" H-22"

ITEM NUMBER	COM	COL	1	2	3	4	5	6	7	8	9	10	11	12	13	14	15	16	17	18	19	20	L1	L2	L3	YDS	SQ FT	WT
BP7 10/856	809	890	886	907	921	934	947	960	973	986	999	1012	1026	1039	1052	1065	1078	1093	1115	1137	1159	1181	1242	1386	1530	1.75	32	55
HP7 10/856	809	890	886	907	921	934	947	960	973	986	999	1012	1026	1039	1052	1065	1078	1093	1115	1137	1159	1181	1242	1386	1530	1.75	32	55
BN7 10/856	882	970	959	980	994	1007	1020	1033	1046	1059	1072	1085	1099	1112	1125	1138	1151	1166	1188	1210	1232	1254	1322	1466	1610	1.75	32	55
HM7 10/856	882	970	959	980	994	1007	1020	1033	1046	1059	1072	1085	1099	1112	1125	1138	1151	1166	1188	1210	1232	1254	1322	1466	1610	1.75	32	55
MN7 10/856	882	970	959	980	994	1007	1020	1033	1046	1059	1072	1085	1099	1112	1125	1138	1151	1166	1188	1210	1232	1254	1322	1466	1610	1.75	32	55
EM7 10/856	1019	1121	1096	1117	1131	1144	1157	1170	1183	1196	1209	1222	1236	1249	1262	1275	1288	1303	1325	1347	1369	1391	1473	1617	1761	1.75	32	55

AL/856

GREG

TILT SWIVEL ON CASTERS  
FORWARD FULCRUM  
'KNEE TILT' CONTROL  
ALUMINUM ARM



**INSIDE DIMENSIONS**  
SEAT W-21" D-18"  
BACK W-21" H-22"

ITEM NUMBER	COM	COL	1	2	3	4	5	6	7	8	9	10	11	12	13	14	15	16	17	18	19	20	L1	L2	L3	YDS	SQ FT	WT
BP7 AL/856	950	1045	1027	1048	1062	1075	1088	1101	1114	1127	1140	1153	1167	1180	1193	1206	1219	1234	1256	1278	1300	1322	1397	1541	1685	1.75	32	55
HP7 AL/856	950	1045	1027	1048	1062	1075	1088	1101	1114	1127	1140	1153	1167	1180	1193	1206	1219	1234	1256	1278	1300	1322	1397	1541	1685	1.75	32	55
BN7 AL/856	1024	1126	1101	1122	1136	1149	1162	1175	1188	1201	1214	1227	1241	1254	1267	1280	1293	1308	1330	1352	1374	1396	1478	1622	1766	1.75	32	55
HM7 AL/856	1024	1126	1101	1122	1136	1149	1162	1175	1188	1201	1214	1227	1241	1254	1267	1280	1293	1308	1330	1352	1374	1396	1478	1622	1766	1.75	32	60
MN7 AL/856	1024	1126	1101	1122	1136	1149	1162	1175	1188	1201	1214	1227	1241	1254	1267	1280	1293	1308	1330	1352	1374	1396	1478	1622	1766	1.75	32	55
EM7 AL/856	1160	1276	1237	1258	1272	1285	1298	1311	1324	1337	1350	1363	1377	1390	1403	1416	1429	1444	1466	1488	1510	1532	1628	1772	1916	1.75	32	60

**BASE SELECTIONS**

**BP** • fiberglass reinforced nylon, black finish.  
**BN** • cast aluminum, black finish.  
**MN** • cast aluminum, mirror finish.  
**HP** • fiberglass reinforced nylon, black finish.  
**HM** • cast aluminum, mirror finish.  
**EM** • shaped hardwood, aluminum reinforced.  
 Standard finishes offered:  
 #2,3,4,5,7,16,18,19,20,22,31. Must be specified.  
 Seat height may vary +/- 1" from printed dimensions depending on base selection.  
 Gas lift standard on all executive chairs.

**SPECIFICATIONS**

**Upholstery Frame:** molded plywood.  
**Seat:** high density polydacron.  
**Back:** high density polydacron.  
**Arms:**  
**Urethane arm:** (10/) molded, semi-rigid, black urethane, steel reinforced.  
**Aluminum arm:** (AL/) cast, polished aluminum with molded, semi-rigid, black urethane arm pad insert.  
**Casters:** black 2 3/16" diameter dual wheel casters, standard.  
**Controls:** #6 Center pivot control  
 #7 Forward Fulcrum "knee-tilt" control

**SPECIFY ON ORDER**

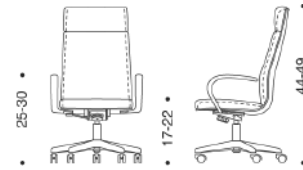
• **ITEM NUMBER**  
 • **BASE FINISH NUMBER**  
 Refer to Base Selections this page. See page 6 for standard finishes.  
 • **UPHOLSTERY NAME, COLOR NAME & NUMBER**  
 See important Covering Material and COM information on page 7.  
 See Upholstery Selections on page 8.  
 • **OPTIONS**  
 Multi-fabric applications are available. Custom matched wood finishes are available with a 10% up charge of the COM price. Contact factory.

**GREG**

**LIST PRICES FOR TEXTILE GRADES**

**OUTSIDE DIMENSIONS**

**INSIDE DIMENSIONS**  
 SEAT W-21" D-18"  
 BACK W-21" H-29"



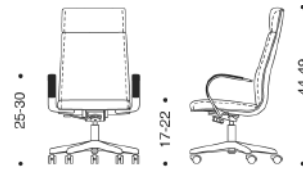
**10/857**

**GREG**  
**TILT SWIVEL ON CASTERS**  
**URETHANE ARM**

Yardage requirements are based on 54" wide, plain fabric.

ITEM NUMBER	COM	COL	1	2	3	4	5	6	7	8	9	10	11	12	13	14	15	16	17	18	19	20	L1	L2	L3	YDS	SQ FT	WT
<b>BP6 10/857</b>	782	860	870	895	910	925	940	955	970	985	1000	1015	1030	1045	1060	1075	1090	1107	1132	1157	1182	1207	1256	1418	1580	2	36	60
<b>HP6 10/857</b>	782	860	870	895	910	925	940	955	970	985	1000	1015	1030	1045	1060	1075	1090	1107	1132	1157	1182	1207	1256	1418	1580	2	36	60
<b>BN6 10/857</b>	856	942	944	969	984	999	1014	1029	1044	1059	1074	1089	1104	1119	1134	1149	1164	1181	1206	1231	1256	1281	1338	1500	1662	2	36	60
<b>HM6 10/857</b>	856	942	944	969	984	999	1014	1029	1044	1059	1074	1089	1104	1119	1134	1149	1164	1181	1206	1231	1256	1281	1338	1500	1662	2	36	60
<b>MN6 10/857</b>	856	942	944	969	984	999	1014	1029	1044	1059	1074	1089	1104	1119	1134	1149	1164	1181	1206	1231	1256	1281	1338	1500	1662	2	36	60
<b>EM6 10/857</b>	992	1091	1080	1105	1120	1135	1150	1165	1180	1195	1210	1225	1240	1255	1270	1285	1300	1317	1342	1367	1392	1417	1487	1649	1811	2	36	60

**INSIDE DIMENSIONS**  
 SEAT W-21" D-18"  
 BACK W-21" H-29"

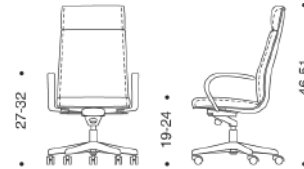


**AL/857**

**GREG**  
**TILT SWIVEL ON CASTERS**  
**ALUMINUM ARM**

ITEM NUMBER	COM	COL	1	2	3	4	5	6	7	8	9	10	11	12	13	14	15	16	17	18	19	20	L1	L2	L3	YDS	SQ FT	WT
<b>BP6 AL/857</b>	924	1016	1012	1037	1052	1067	1082	1097	1112	1127	1142	1157	1172	1187	1202	1217	1232	1249	1274	1299	1324	1349	1412	1574	1736	2	36	60
<b>HP6 AL/857</b>	924	1016	1012	1037	1052	1067	1082	1097	1112	1127	1142	1157	1172	1187	1202	1217	1232	1249	1274	1299	1324	1349	1412	1574	1736	2	36	60
<b>BN6 AL/857</b>	998	1098	1086	1111	1126	1141	1156	1171	1186	1201	1216	1231	1246	1261	1276	1291	1306	1323	1348	1373	1398	1423	1494	1656	1818	2	36	60
<b>HM6 AL/857</b>	998	1098	1086	1111	1126	1141	1156	1171	1186	1201	1216	1231	1246	1261	1276	1291	1306	1323	1348	1373	1398	1423	1494	1656	1818	2	36	65
<b>MN6 AL/857</b>	998	1098	1086	1111	1126	1141	1156	1171	1186	1201	1216	1231	1246	1261	1276	1291	1306	1323	1348	1373	1398	1423	1494	1656	1818	2	36	60
<b>EM6 AL/857</b>	1134	1247	1222	1247	1262	1277	1292	1307	1322	1337	1352	1367	1382	1397	1412	1427	1442	1459	1484	1509	1534	1559	1643	1805	1967	2	36	65

**INSIDE DIMENSIONS**  
 SEAT W-21" D-18"  
 BACK W-21" H-29"

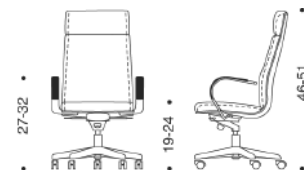


**10/858**

**GREG**  
**TILT SWIVEL ON CASTERS**  
**FORWARD FULCRUM**  
**'KNEE TILT' CONTROL**  
**URETHANE ARM**

ITEM NUMBER	COM	COL	1	2	3	4	5	6	7	8	9	10	11	12	13	14	15	16	17	18	19	20	L1	L2	L3	YDS	SQ FT	WT
<b>BP7 10/858</b>	882	970	970	995	1010	1025	1040	1055	1070	1085	1100	1115	1130	1145	1160	1175	1190	1207	1232	1257	1282	1307	1366	1528	1690	2	36	60
<b>HP7 10/858</b>	882	970	970	995	1010	1025	1040	1055	1070	1085	1100	1115	1130	1145	1160	1175	1190	1207	1232	1257	1282	1307	1366	1528	1690	2	36	60
<b>BN7 10/858</b>	956	1052	1044	1069	1084	1099	1114	1129	1144	1159	1174	1189	1204	1219	1234	1249	1264	1281	1306	1331	1356	1381	1448	1610	1772	2	36	60
<b>HM7 10/858</b>	956	1052	1044	1069	1084	1099	1114	1129	1144	1159	1174	1189	1204	1219	1234	1249	1264	1281	1306	1331	1356	1381	1448	1610	1772	2	36	60
<b>MN7 10/858</b>	956	1052	1044	1069	1084	1099	1114	1129	1144	1159	1174	1189	1204	1219	1234	1249	1264	1281	1306	1331	1356	1381	1448	1610	1772	2	36	60
<b>EM7 10/858</b>	1092	1201	1180	1205	1220	1235	1250	1265	1280	1295	1310	1325	1340	1355	1370	1385	1400	1417	1442	1467	1492	1517	1597	1759	1921	2	36	65

**INSIDE DIMENSIONS**  
 SEAT W-21" D-18"  
 BACK W-21" H-29"



**AL/858**

**GREG**  
**TILT SWIVEL ON CASTERS**  
**FORWARD FULCRUM**  
**'KNEE TILT' CONTROL**  
**ALUMINUM ARM**

ITEM NUMBER	COM	COL	1	2	3	4	5	6	7	8	9	10	11	12	13	14	15	16	17	18	19	20	L1	L2	L3	YDS	SQ FT	WT
<b>BP7 AL/858</b>	1024	1126	1112	1137	1152	1167	1182	1197	1212	1227	1242	1257	1272	1287	1302	1317	1332	1349	1374	1399	1424	1449	1522	1684	1846	2	36	65
<b>HP7 AL/858</b>	1024	1126	1112	1137	1152	1167	1182	1197	1212	1227	1242	1257	1272	1287	1302	1317	1332	1349	1374	1399	1424	1449	1522	1684	1846	2	36	65
<b>BN7 AL/858</b>	1097	1207	1185	1210	1225	1240	1255	1270	1285	1300	1315	1330	1345	1360	1375	1390	1405	1422	1447	1472	1497	1522	1603	1765	1927	2	36	65
<b>HM7 AL/858</b>	1097	1207	1185	1210	1225	1240	1255	1270	1285	1300	1315	1330	1345	1360	1375	1390	1405	1422	1447	1472	1497	1522	1603	1765	1927	2	36	65
<b>MN7 AL/858</b>	1097	1207	1185	1210	1225	1240	1255	1270	1285	1300	1315	1330	1345	1360	1375	1390	1405	1422	1447	1472	1497	1522	1603	1765	1927	2	36	65
<b>EM7 AL/858</b>	1234	1357	1322	1347	1362	1377	1392	1407	1422	1437	1452	1467	1482	1497	1512	1527	1542	1559	1584	1609	1634	1659	1753	1915	2077	2	36	65

**BASE SELECTIONS:**

- BP** fiberglass reinforced nylon, black finish
  - BN** cast aluminum, black finish
  - MN** cast aluminum, mirror finish
  - HP** fiberglass reinforced nylon, black finish
  - HM** cast aluminum, mirror finish
  - EM** shaped hardwood, aluminum reinforced
- Standard finishes offered #2, 3, 4, 5, 7, 16, 18, 19, 20, 22, 31. Must be specified.  
Seat height may vary +/- 1" from printed dimensions depending on base selection

**SPECIFICATIONS**

- Upholstery Frame:** molded plywood
- Seat:** high density polydacron.
- Back:** high density polydacron.
- Arms:** URETHANE ARM (10/\_\_\_) molded, semi-rigid, black urethane, steel reinforced  
ALUMINUM ARM (AL/\_\_\_) cast, polished aluminum with molded, semi-rigid, black urethane arm pad insert.
- Casters:** black 2 3/16" diameter dual wheel casters, standard
- Control:** #6 Center pivot control
- Gas Lift:** standard on all executive chairs.

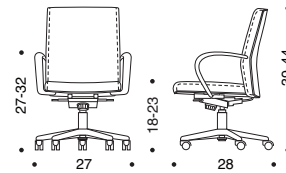
**SPECIFY ON ORDER**

- **ITEM NUMBER**
- **BASE FINISH NUMBER:**  
Refer to BASE SELECTIONS on this page. See page 6 for STANDARD FINISHES.
- **UPHOLSTERY NAME, COLOR NAME & NUMBER**  
See important Covering Material and COM information on page 7.
- **OPTIONS**  
Multi-fabric applications available. Custom matched wood finishes are available with a 10% upcharge of the COM price. Contact factory.

**LIST PRICES FOR TEXTILE GRADES**

**INSIDE DIMENSIONS**  
SEAT W-21.5" D-20.5"  
BACK W-21" H-22"

**OUTSIDE DIMENSIONS**



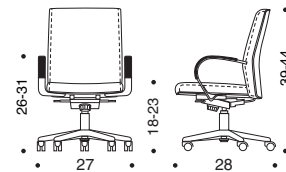
**10/859**

**GREG**  
**SYNCHRONOUS TILT  
POSTURE BACK WITH INFINITE  
TILT LOCK & FORWARD TILT  
URETHANE ARM**

Yardage requirements are based on 54" wide, plain fabric.

ITEM NUMBER	COM	COL	1	2	3	4	5	6	7	8	9	10	11	12	13	14	15	16	17	18	19	20	L1	L2	L3	YDS	SQ FT	WT
<b>BP6 10/859</b>	980	1078	1078	1107	1123	1140	1157	1174	1191	1208	1225	1242	1258	1275	1292	1309	1326	1346	1374	1402	1430	1458	1529	1714	1898	2.25	41	70
<b>HP6 10/859</b>	980	1078	1078	1107	1123	1140	1157	1174	1191	1208	1225	1242	1258	1275	1292	1309	1326	1346	1374	1402	1430	1458	1529	1714	1898	2.25	41	70
<b>BN6 10/859</b>	1075	1183	1173	1202	1218	1235	1252	1269	1286	1303	1320	1337	1353	1370	1387	1404	1421	1441	1469	1497	1525	1553	1634	1819	2003	2.25	41	70
<b>HM6 10/859</b>	1075	1183	1173	1202	1218	1235	1252	1269	1286	1303	1320	1337	1353	1370	1387	1404	1421	1441	1469	1497	1525	1553	1634	1819	2003	2.25	41	70
<b>MN6 10/859</b>	1075	1183	1173	1202	1218	1235	1252	1269	1286	1303	1320	1337	1353	1370	1387	1404	1421	1441	1469	1497	1525	1553	1634	1819	2003	2.25	41	70
<b>EM6 10/859</b>	1200	1320	1298	1327	1343	1360	1377	1394	1411	1428	1445	1462	1478	1495	1512	1529	1546	1566	1594	1622	1650	1678	1771	1956	2140	2.25	41	70

**INSIDE DIMENSIONS**  
SEAT W-21.5" D-20.5"  
BACK W-21" H-22"

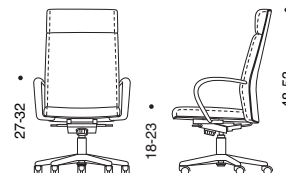


**AL/859**

**GREG**  
**SYNCHRONOUS TILT  
POSTURE BACK WITH INFINITE  
TILT LOCK & FORWARD TILT  
ALUMINUM ARM**

ITEM NUMBER	COM	COL	1	2	3	4	5	6	7	8	9	10	11	12	13	14	15	16	17	18	19	20	L1	L2	L3	YDS	SQ FT	WT
<b>BP6 AL/859</b>	1120	1232	1218	1247	1263	1280	1297	1314	1331	1348	1365	1382	1398	1415	1432	1449	1466	1486	1514	1542	1570	1598	1683	1868	2052	2.25	41	70
<b>HP6 AL/859</b>	1120	1232	1218	1247	1263	1280	1297	1314	1331	1348	1365	1382	1398	1415	1432	1449	1466	1486	1514	1542	1570	1598	1683	1868	2052	2.25	41	70
<b>BN6 AL/859</b>	1215	1337	1313	1342	1358	1375	1392	1409	1426	1443	1460	1477	1493	1510	1527	1544	1561	1581	1609	1637	1665	1693	1788	1973	2157	2.25	41	70
<b>HM6 AL/859</b>	1215	1337	1313	1342	1358	1375	1392	1409	1426	1443	1460	1477	1493	1510	1527	1544	1561	1581	1609	1637	1665	1693	1788	1973	2157	2.25	41	70
<b>MN6 AL/859</b>	1215	1337	1313	1342	1358	1375	1392	1409	1426	1443	1460	1477	1493	1510	1527	1544	1561	1581	1609	1637	1665	1693	1788	1973	2157	2.25	41	70
<b>EM6 AL/859</b>	1340	1474	1438	1467	1483	1500	1517	1534	1551	1568	1585	1602	1618	1635	1652	1669	1686	1706	1734	1762	1790	1818	1925	2110	2294	2.25	41	70

**INSIDE DIMENSIONS**  
SEAT W-21.5" D-20.5"  
BACK W-21" H-30"

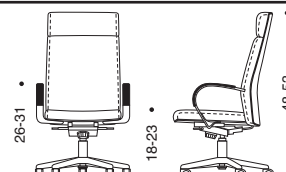


**10/860**

**GREG**  
**SYNCHRONOUS TILT  
POSTURE BACK WITH INFINITE  
TILT LOCK & FORWARD TILT  
URETHANE ARM**

ITEM NUMBER	COM	COL	1	2	3	4	5	6	7	8	9	10	11	12	13	14	15	16	17	18	19	20	L1	L2	L3	YDS	SQ FT	WT
<b>BP6 10/860</b>	1060	1166	1169	1201	1219	1238	1257	1276	1294	1313	1332	1351	1369	1388	1407	1426	1444	1466	1498	1529	1560	1591	1661	1864	2066	2.5	45	75
<b>HP6 10/860</b>	1060	1166	1169	1201	1219	1238	1257	1276	1294	1313	1332	1351	1369	1388	1407	1426	1444	1466	1498	1529	1560	1591	1661	1864	2066	2.5	45	75
<b>BN6 10/860</b>	1150	1265	1259	1291	1309	1328	1347	1366	1384	1403	1422	1441	1459	1478	1497	1516	1534	1556	1588	1619	1650	1681	1760	1963	2165	2.5	45	75
<b>HM6 10/860</b>	1150	1265	1259	1291	1309	1328	1347	1366	1384	1403	1422	1441	1459	1478	1497	1516	1534	1556	1588	1619	1650	1681	1760	1963	2165	2.5	45	75
<b>MN6 10/860</b>	1150	1265	1259	1291	1309	1328	1347	1366	1384	1403	1422	1441	1459	1478	1497	1516	1534	1556	1588	1619	1650	1681	1760	1963	2165	2.5	45	75
<b>EM6 10/860</b>	1275	1403	1384	1416	1434	1453	1472	1491	1509	1528	1547	1566	1584	1603	1622	1641	1659	1681	1713	1744	1775	1806	1898	2101	2303	2.5	45	75

**INSIDE DIMENSIONS**  
SEAT W-21.5" D-20.5"  
BACK W-21" H-30"



**AL/860**

**GREG**  
**SYNCHRONOUS TILT  
POSTURE BACK WITH INFINITE  
TILT LOCK & FORWARD TILT  
ALUMINUM ARM**

ITEM NUMBER	COM	COL	1	2	3	4	5	6	7	8	9	10	11	12	13	14	15	16	17	18	19	20	L1	L2	L3	YDS	SQ FT	WT
<b>BP6 AL/860</b>	1200	1320	1309	1341	1359	1378	1397	1416	1434	1453	1472	1491	1509	1528	1547	1566	1584	1606	1638	1669	1700	1731	1815	2018	2220	2.5	45	75
<b>HP6 AL/860</b>	1200	1320	1309	1341	1359	1378	1397	1416	1434	1453	1472	1491	1509	1528	1547	1566	1584	1606	1638	1669	1700	1731	1815	2018	2220	2.5	45	75
<b>BN6 AL/860</b>	1290	1419	1399	1431	1449	1468	1487	1506	1524	1543	1562	1581	1599	1618	1637	1656	1674	1696	1728	1759	1790	1821	1914	2117	2319	2.5	45	75
<b>HM6 AL/860</b>	1290	1419	1399	1431	1449	1468	1487	1506	1524	1543	1562	1581	1599	1618	1637	1656	1674	1696	1728	1759	1790	1821	1914	2117	2319	2.5	45	75
<b>MN6 AL/860</b>	1290	1419	1399	1431	1449	1468	1487	1506	1524	1543	1562	1581	1599	1618	1637	1656	1674	1696	1728	1759	1790	1821	1914	2117	2319	2.5	45	75
<b>EM6 AL/860</b>	1415	1557	1524	1556	1574	1593	1612	1631	1649	1668	1687	1706	1724	1743	1762	1781	1799	1821	1853	1884	1915	1946	2052	2255	2457	2.5	45	75